



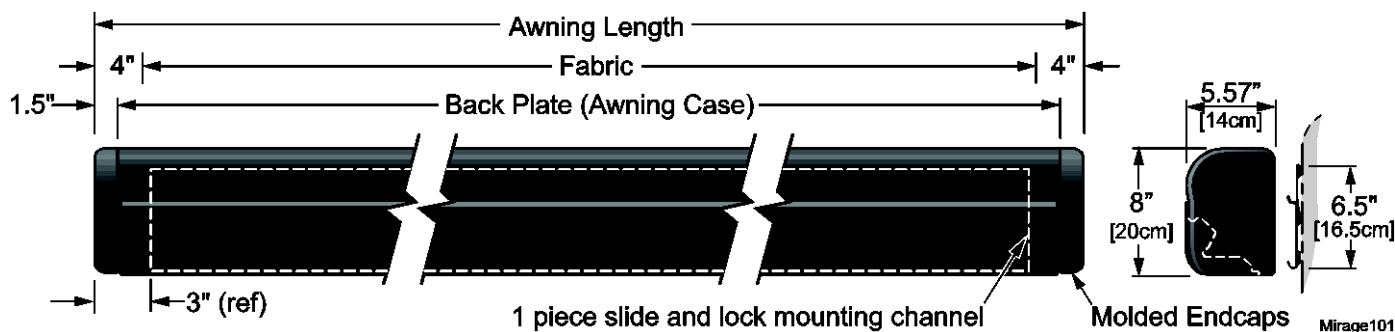
# MIRAGE

## *Superior Strength and Technology* in a Motorized Lateral Arm Box Awning

- Sleek, aesthetically pleasing look that blends with the coach.
- Direct Response™ electronics detects canopy movement and helps prevent wind and weather damage by retracting the awning at pre-determined motion levels. An RF remote is available with Direct Response.
- Adjustable pitch (up to 2') for optimal shade and rain run-off.



### SPECIFICATIONS



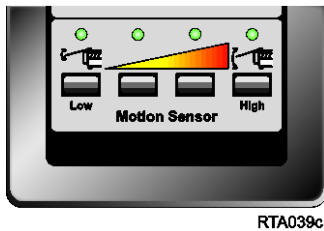
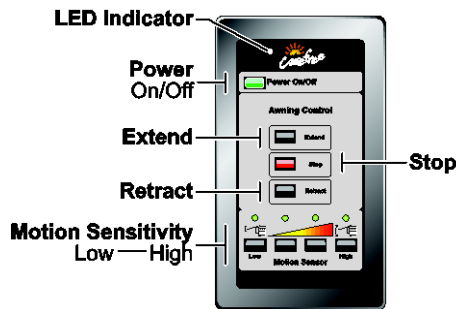
<b>LENGTH</b>	12' – 21' [3.66m - 6.4m] (in 1 foot [.305m] increments)		
<b>EXTENSION:</b>	10' [3m]	DROP @ MIN. PITCH: 10" [25cm]	DROP @ MAX. PITCH: 35" [89cm]
<i>Values are approximate, actual dimensions may vary with specific installations.</i>			
<b>SUPPORT:</b>	Lateral Spring Arms 2 for 12' - 18'; 3 for 19' - 21'		
<b>MOTOR:</b>	Tubular	Available in LH or RH configurations	
	Power:	120V, 60Hz, 2.5A	Torque: 60nm    Speed: 14 RPM
<b>CONTROLS:</b>	Direct Response™		
<b>COLOR:</b>	Hardware:	White or Black	
	Fabric:	Woven Acrylic (refer to sales literature for colors)	

**DIRECT RESPONSE ELECTRONIC CONTROLS**

The *Direct Response* Auto-Retract system detects awning motion caused by windy conditions. The motion sensor is located in the lead rail. Sensitivity is set on the control panel. The system operates by gauging the vertical motion of the awning’s leading edge. When persistent motion exceeds the factory preset safety threshold value for 2 seconds or longer, the system will automatically retract the awning. Gust detection is incorporated into the software. When the motion value is suddenly and sharply increased above a safe maximum value, then the 2 second persistence measure is overridden and the awning closes immediately.

The Direct Response system provides a wide range of awning controls with control panel operation in one convenient location. The standard operation is straight-forward with the buttons clearly labeled.

The auto-retract system is active when the awning system is powered. The system is off when the power is shut off.



The Direct Response system measures the motion of the lead rail during adverse conditions such as wind. 4 factory preset values are provided.

**HIGH** - The higher the selection, more motion is required before the system closes automatically.

**LOW** - The lower the selection, less motion is required before the system closes automatically.

**WARRANTY**

The Mirage Patio Awning is covered by the standard Carefree of Colorado 1 year Limited Warranty.