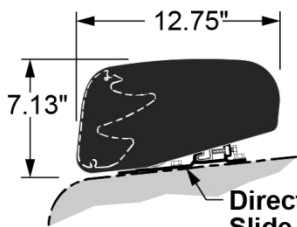
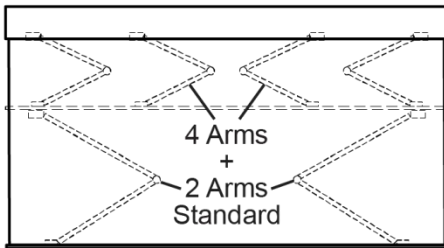




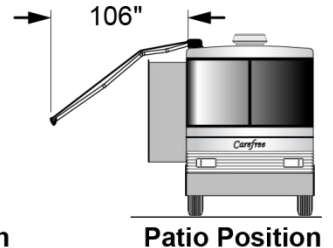
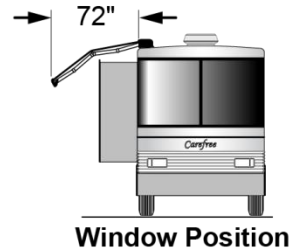
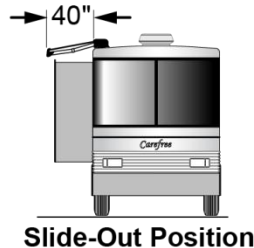
PRODUCT DATA SHEET

PARAMOUNT

Roof Mounted, Multi-Position Awning




**Direct Mount
Slide & Lock Plates**



Paramount100d

- Self-contained, no need for additional awning rails or other attachments;
- Mounting does not interfere with the side walls, windows or other accessories, the awning can be positioned without concern of obstructions;
- Available for single, double and quad installations;
- Lateral support 2- stage arm design;
- 3 pre-set extend positions: Slide-Out Cover, Slide-Out Cover + Window, and full Patio extension.
- Direct Response Auto-Retract system features automatic retract and sensitivity control. The key pad design provides a positive tactile feel and total control for each awning in one master panel including Standard Operation, Position Control and the Direct Response sensitivity settings The system includes an RF remote;
- Factory installed 12V LED lighting is standard and may be ordered mounted in the lead rail or case or both. LED lighting requires a separate 12V control switch.



SPECIFICATIONS

LENGTH	14' – 21' (in 1 foot increments)			
Position:	Slide-Out	Window	Patio	
EXTENSION:	40"	72"	106"	
LEAD RAIL DROP	6" (80°)	32" (33°)	51" (33°)	
<i>Values are approximate, actual dimensions may vary with specific installations.</i>				
MOTOR:	Tubular Available in LH or RH configurations			
	Power: 120V, 60Hz, 2.5A	Torque: 60nm	Speed: 14 RPM	
CONTROLS:	Direct Response with a single master control and single remote for all awnings.			
COLOR:	Hardware:	Black		
	Fabric:	Woven acrylic (refer to sales literature for colors)		


DIRECT RESPONSE ELECTRONIC CONTROLS


The *Direct Response* Auto-Retract system detects awning motion caused by windy conditions. The motion sensor is located in the lead rail. Sensitivity is set on the control panel. The system operates by gauging the vertical motion of the awning’s leading edge. When persistent motion exceeds the factory preset safety threshold value for 2 seconds or longer, the system will automatically retract the awning.


The auto-retract system is active when the awning system is powered. The system is off when the power is shut off. To turn on the system, press the power button ON.


The Direct Response system provides a wide range of awning controls with control panel operation in one convenient location. The standard operation is straight-forward with the buttons clearly labeled. The control panel is designed to allow the user to control each awning individually.

Position Controls

 **CLOSE** - Press and release from any position; awning fully closes. The electronics controls the closing limits - it is not necessary to adjust the IN limit switches.

 **SLIDE-OUT** - Press and release. The awning will extend (or retract) to the factory set position to work as a slide-out cover.

 **WINDOW** - Press and release. The awning will extend (or retract) to the factory set position to provide window shade.

 **PATIO** - Press and release. The awning fully extends to the patio position.

Motion Sensitivity



The Direct Response system measures the motion of the lead rail during adverse conditions such as wind. 4 factory preset values are provided.

HIGH - The higher the selection, more motion is required before the system closes automatically.

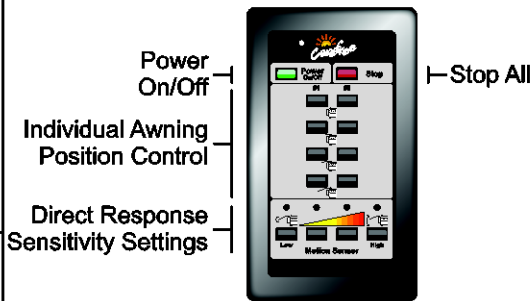
LOW - The lower the selection, less motion is required before the system closes automatically.

Master Control Panel

Remote w/ Individual Awning Position



Single Awning



Double Awning



4 - Awning

Paramount101

WARRANTY

The Paramount Patio Awning is covered by the standard Carefree of Colorado 1 year Limited Warranty.