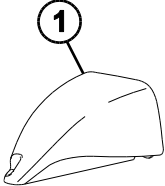
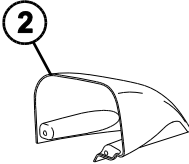




The Apex Bullet Endcaps are designed to provide an aerodynamic contour to the ends of the Apex box awning.

COMPONENT CHECK LIST

	COMPONENT	QTY
	1 Endcap, LH	
	2 Endcap, RH	
	3 Screw, HWH, Self Drilling #10 x 5/8	4
	4 Screw, PPH, Self Drilling #10 x 1 1/4	2

1. Position the endcap on the end of the awning. Drill two (2) 9/64" pilot holes in the end plate to match the mounting holes in the endcap.
2. Attach endcap using two (2) each #10 x 5/8 hex washer head self-drilling screws.
3. Attach the endcap to the coach roof using one (1) #10 x 1 1/4 self-drilling screw.

