



RV

OWNER'S MANUAL

MARQUEE

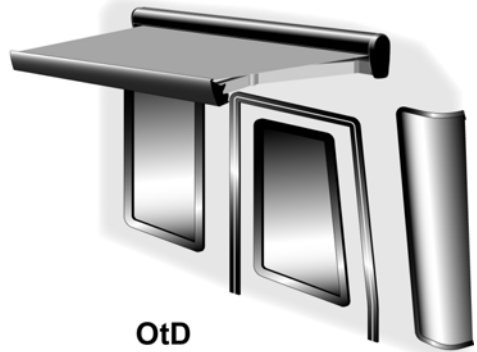
## MOTORIZED WINDOW AND OTD AWNINGS



**Before operating the awning, carefully review the Owner's Manual. The manual contains important safety information, detailed operating instructions, common maintenance procedures and other useful information.**



**WINDOW**



**OtD**

- The Marquee series of small awnings are state of the art with lateral support arms that provides strength and functionality without interfering with coach sidewalls, custom graphics or equipment mounted on the sidewalls.
- When retracted, the housing provides protection against the elements while the streamlined styling blends in with the coach side wall and is a perfect complement to other Carefree products.
- The awnings are made with heavy duty construction including an all metal chassis and outdoor rated tubular motor.

---

**Special Note:** This manual provides a basic description of the product and the standard operating controls provided by Carefree of Colorado. Some Original Equipment Manufacturers (OEM's) may alter or change the placement, style and/or functional configuration of the switches. If your controls do not match the style or description included, contact the coach manufacturer for an accurate description. OEM furnished components are not covered by the Carefree warranty.

**WARNING** Awnings are designed to provide shade and protection from the sun. The effects of wind and rain on an awning are unpredictable and can cause severe damage to the awning and/or the vehicle. If wind or extended periods of rain are expected, roll up the awning.

**NOTICE** It is recommended that if leaving the RV unattended for a length of time, retract the awning to avoid unexpected climate conditions.

**WARNING** Keep all sources of heat and flame away from the awning canopy. Fabric is not fire-proof and can burn if left in contact with any flame or heat source.

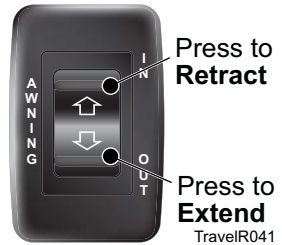
### CALIFORNIA PROPOSITION 65

**WARNING** This product contains chemicals known to the state of California to cause cancer or birth defects or other reproductive harm. California's Proposition 65 requires this warning to be given to customers in the state of California.

## OPERATION

*To Operate the Awning:*

- Press and hold the Patio Switch until the awning is in the desired position then release the switch.

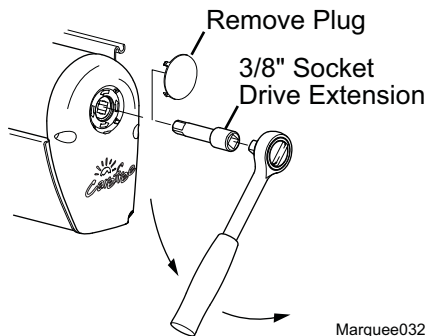


### MANUAL OVERRIDE

If power to the vehicle is not available, the awning can be safely retracted using the manual override located on the idler (right) end of the case.

**NOTE:** This procedure cannot be used to extend the awning.

1. Remove the plug from the right end cap and save.
2. Insert a 3/8" socket drive extension and handle into the square drive hole inside the end cap.
3. Turn the handle counterclockwise until the awning is retracted.



**NOTICE** After closing the awning with the manual override, the lead rail may move out from the case 1/4" -1/2". This is normal and the awning is secure for travel until power is restored or repairs are completed. Do not attempt to force the lead rail in with the override, serious damage can occur to the awning.

## AWNING CARE

Maintaining a Carefree Awning is easy. Just follow these basic steps:

- Always operate the awning according to the instructions.
- Periodically check that the fasteners are tight. Tighten if necessary.
- Keep the awning fabric and arms clean.

### *FABRIC CARE*

**NOTICE** Do not use oil based cleaners or any caustic, granulated, or abrasive type cleaners on your Carefree product.

1. One of the best ways to keep the fabric looking good and to delay the need for deep or vigorous cleanings is to hose fabrics off on a monthly basis with clear water. This practice will help prevent dirt from becoming deeply imbedded in the fabric. In most environments, a thorough cleaning will be needed every two to three years.
2. When it's time for a thorough cleaning, the fabric can be cleaned while still on the awning frame. Use a stiff brush and warm water with soap.
3. When cleaning the fabric, it is important to observe the following:
  - Always use a natural soap, never detergent.
  - Water should be cold to lukewarm, never more than 100°F.
  - Air-dry only. Never apply heat to the fabric.
  - Always allow the fabric to dry thoroughly before retracting the awning.

### POOLING

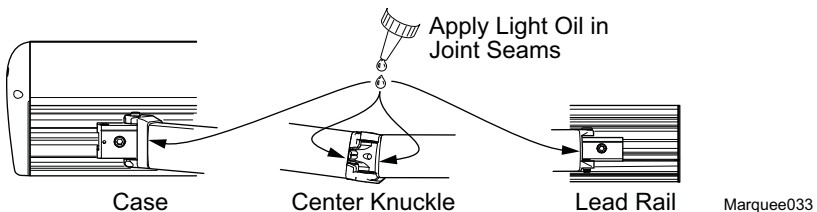
When water collects on the top of the fabric, this is known as "pooling". This can occur during inclement weather or if a running air conditioner discharges over the awning. It is recommended that if water accumulates on the top; retract the awning in steps (8"-12") to dump the water. This will help prevent the fabric from stretching.

### LEAKING

On vinyl canopies, side hems and poly cords are stitched in with a sewing machine. On occasion, this stitching may allow water to seep or leak through the stitches. This is normal and not a defect covered by warranty. Treat the seams with a quality seam sealer.

### *ARM NOISE*

After a period of use, the arm knuckle joints may slide together slightly making a squeaking or squealing noise; this is normal and not a reason for concern. To reduce the sound, apply a few drops of multi-purpose oil (3-IN-1<sup>®</sup> 1 or equivalent) on the knuckle joint seams. Operate the awning and repeat 3-4 times to allow the oil to penetrate into the joint.



<sup>1</sup> 3-IN-1<sup>®</sup> is a registered trademark of the WD-40 company.

---

# CAREFREE MAJOR PRODUCT LIMITED WARRANTY

Carefree of Colorado (hereafter referred to as Carefree) warrants to the first retail Purchaser that the Carefree Product is free of defects in material and workmanship within the terms and conditions as set forth in the warranty statement available online at [www.carefreeofcolorado.com](http://www.carefreeofcolorado.com). Carefree's obligation under this warranty is limited to the repair or replacement, at Carefree's option, of any defective component with new or factory refurbished components.

OWNER MUST RETAIN THE ORIGINAL PROOF OF PURCHASE AND/OR HAVE THE PRODUCT WARRANTY REGISTRATION ON FILE AT CAREFREE FOR WARRANTY CLAIMS.

THIS WARRANTY IS NOT TRANSFERABLE.

**For**

- **Warranty Duration;**
- **Warranty Coverage and Exclusions;**
- **Warranty Terms of Coverage; and,**
- **Warranty Claim Procedures**

**Refer to publication**

"Carefree Major Product Limited Warranty"  
available online at [www.carefreeofcolorado.com](http://www.carefreeofcolorado.com)

**Register your Carefree products on-line at [www.carefreeofcolorado.com](http://www.carefreeofcolorado.com)**

---

*Publications available on-line @ [www.carefreeofcolorado.com](http://www.carefreeofcolorado.com):*

**052549-201 Marquee Owner's Manual**

**052549-001 Marquee Installation Manual**

**IMPORTANT NOTICE:** It is strongly recommended that adjustments and repairs not described in this book be performed by trained technicians at your Authorized Carefree Dealer. Work performed by non-authorized persons or businesses may void warranty.



## *ABOUT CAREFREE*

From its beginning in the early 70's, Carefree of Colorado has emerged as the premier manufacturer of quality awnings and accessories for Recreational Vehicles (RVs). Our full line of products can provide the accessories that match your life style; no matter what type of RV you own.